

FREEHOLD



House - Townhouse (EPC Rating: C)

**ALDERTON CLOSE, RUSHEY MEAD, LEICESTER,
LE4 7RW**

£275,000

SETHS



3 Bedroom House - Townhouse located in Leicester

Seths are pleased to market this well presented three bedroom mid town house situated in the popular Rushey Mead area. Briefly the accommodation comprises entrance hall, LOUNGE, KITCHEN, CONSERVATORY, w.c, three bedrooms and a bathroom. The property benefits from gas fired central heating, garage, double glazing, driveway with space for two cars and a well presented rear garden.

Viewing is by appointment only and is offered with NO CHAIN.

SUMMARY DESCRIPTION

Seths are pleased to market this well presented three bedroom mid town house situated in the popular Rushey Mead area. Briefly the accommodation comprises entrance hall, LOUNGE, KITCHEN, CONSERVATORY, w.c, three bedrooms and a bathroom. The property benefits from gas fired central heating, garage, double glazing, driveway with space for two cars and a well presented rear garden.

Viewing is by appointment only and is offered with NO CHAIN.

GROUND FLOOR

ENTRANCE PORCH

ENTRANCE HALL

Carpeted flooring, access to stairs, radiator.

LOUNGE

19'9" x 11'6" m

Carpeted flooring, sliding door to conservatory, radiator, double glazed window facing rear aspect.

KITCHEN

12'3" x 7'5"

Tiled flooring, partly tiled walls, freestanding gas cooker with oven, base level units, eye level units, sink with drainer, washing machine, double glazed window facing front aspect.

CONSERVATORY

9'0" x 12'5"

Double glazed windows facing rear aspect, door to rear.

W/C

Wash hand basin, w/c, double glazed window facing front aspect.

FIRST FLOOR

LANDING

Carpeted flooring.

BEDROOM

11'3" x 9'3"

Carpeted flooring, storage cupboards, radiator, double glazed window facing front aspect.

BEDROOM

13'5" x 6'9"

Carpeted flooring, storage cupboard, radiator, double glazed window facing rear aspect.

BEDROOM

9'10" x 12'10"

Carpeted flooring, storage cupboards, radiator, double glazed window facing rear aspect.

BATHROOM

Partly tiled walls, wash hand basin, w/c, bathtub with electric shower, radiator, double glazed window facing front aspect.

OUTSIDE

REAR

Slabbed area, lawned area, surrounded by fencing.

FRONT

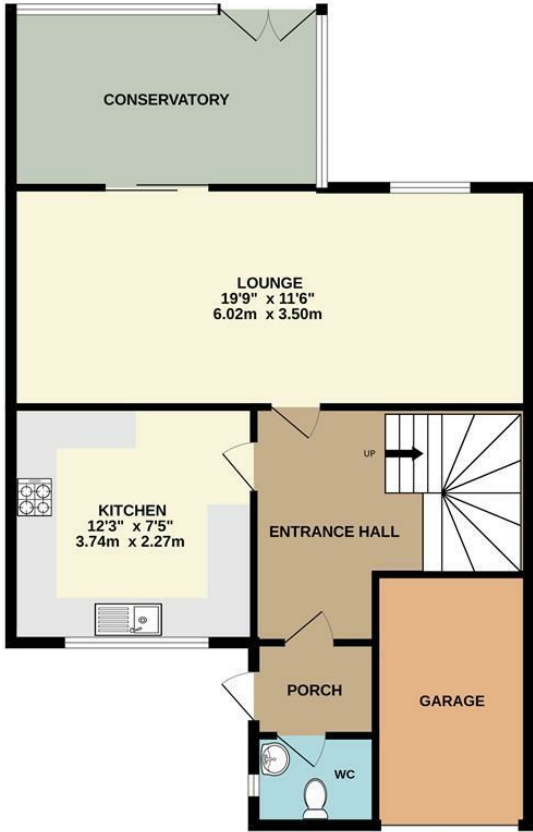
Lawned area, driveway for 2 cars, garage.

FREEHOLD

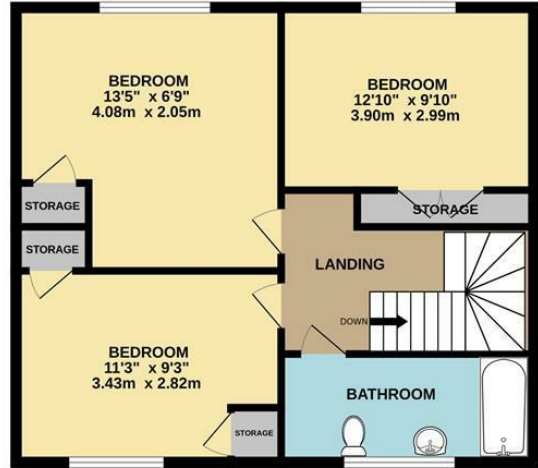
COUNCIL TAX BAND - B



GROUND FLOOR



1ST FLOOR

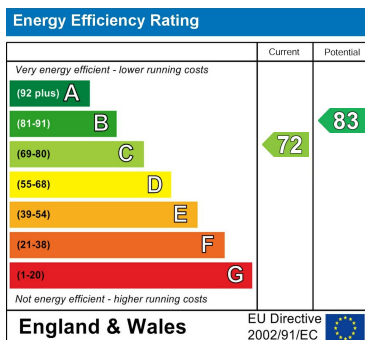


Whilst every attempt has been made to ensure the accuracy of the floorplan contained here, measurements of doors, windows, rooms and any other items are approximate and no responsibility is taken for any error, omission or mis-statement. This plan is for illustrative purposes only and should be used as such by any prospective purchaser. The services, systems and appliances shown have not been tested and no guarantee as to their operability or efficiency can be given.
Made with Metropix ©2023

Council Tax Band

B

Energy Performance Graph



Call us on

0116 266 9977

sales@seths.co.uk

www.seths.co.uk

Agents Note: Whilst every care has been taken to prepare these particulars, they are for guidance purposes only. All measurements are approximate and are for general guidance purposes only and whilst every care has been taken to ensure their accuracy, they should not be relied upon and potential buyers are advised to recheck the measurements.